

Plan Único

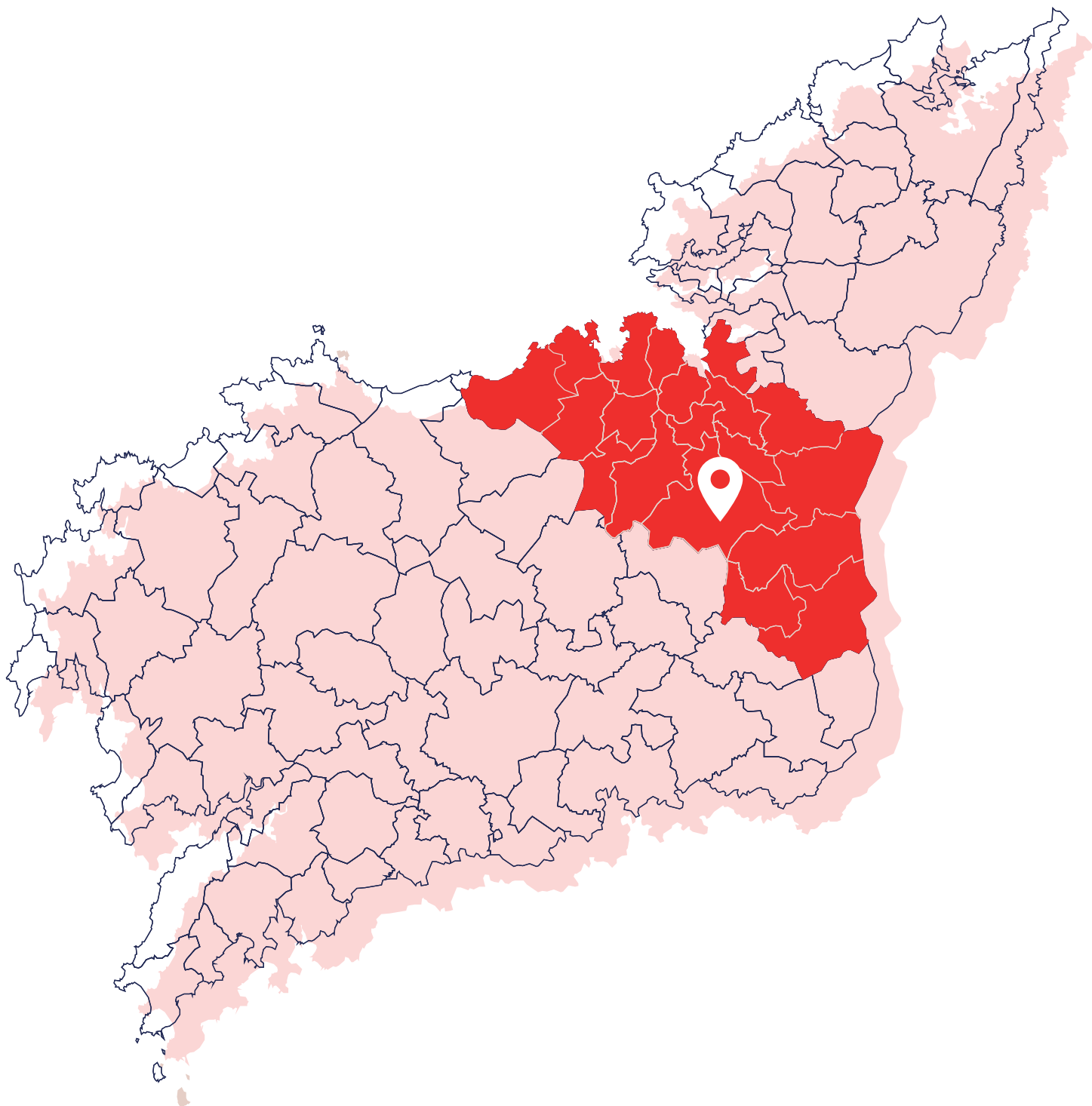
POS +



Deputación
DA CORUÑA

PLAN ÚNICO 2023

COMARCA A CORUÑA



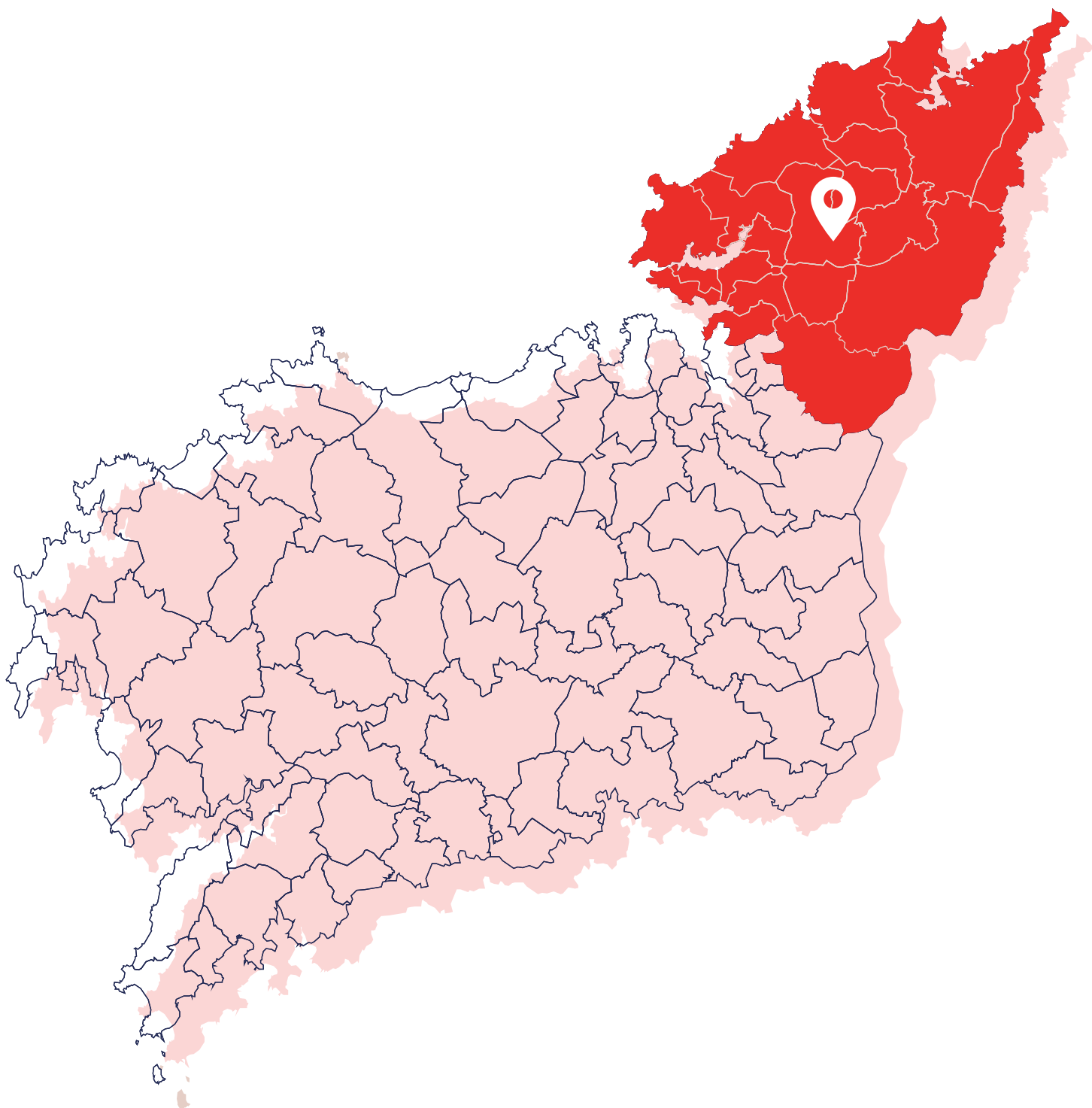
Deputación
DA CORUÑA

CONCELLO	POS+ 2023	TOTAL POS+ 2017 - 2023
Abegondo	472.906,68 €	5.950.118,58 €
Aranga	387.931,79 €	4.796.132,66 €
Arteixo	1.180.969,21 €	13.305.346,36 €
Bergondo	342.685,37 €	4.393.187,90 €
Betanzos	722.709,25 €	5.986.649,12 €
Cambre	776.347,34 €	9.525.395,78 €
Carral	358.758,95 €	4.920.188,97 €
Coirós	219.063,14 €	2.694.127,70 €
Coruña (A)	188.865,80 €	3.646.364,13 €
Culleredo	1.100.848,70 €	12.235.790,61 €
Curtis	416.648,38 €	5.139.932,47 €
Irixoa	332.663,98 €	3.804.751,34 €
Miño	364.873,11 €	4.320.106,82 €
Oleiros	988.761,78 €	12.190.438,95 €
Oza-Cesuras	681.813,21 €	8.594.031,65 €
Paderne	254.056,07 €	3.317.199,66 €
Sada	579.266,78 €	7.095.119,43 €
Sobrado	410.225,39 €	5.269.718,59 €
Vilasantar	255.304,31 €	3.282.016,91 €

TOTAL**10.034.699,24 €****120.466.617,63 €**

PLAN ÚNICO 2023

COMARCA FERROL



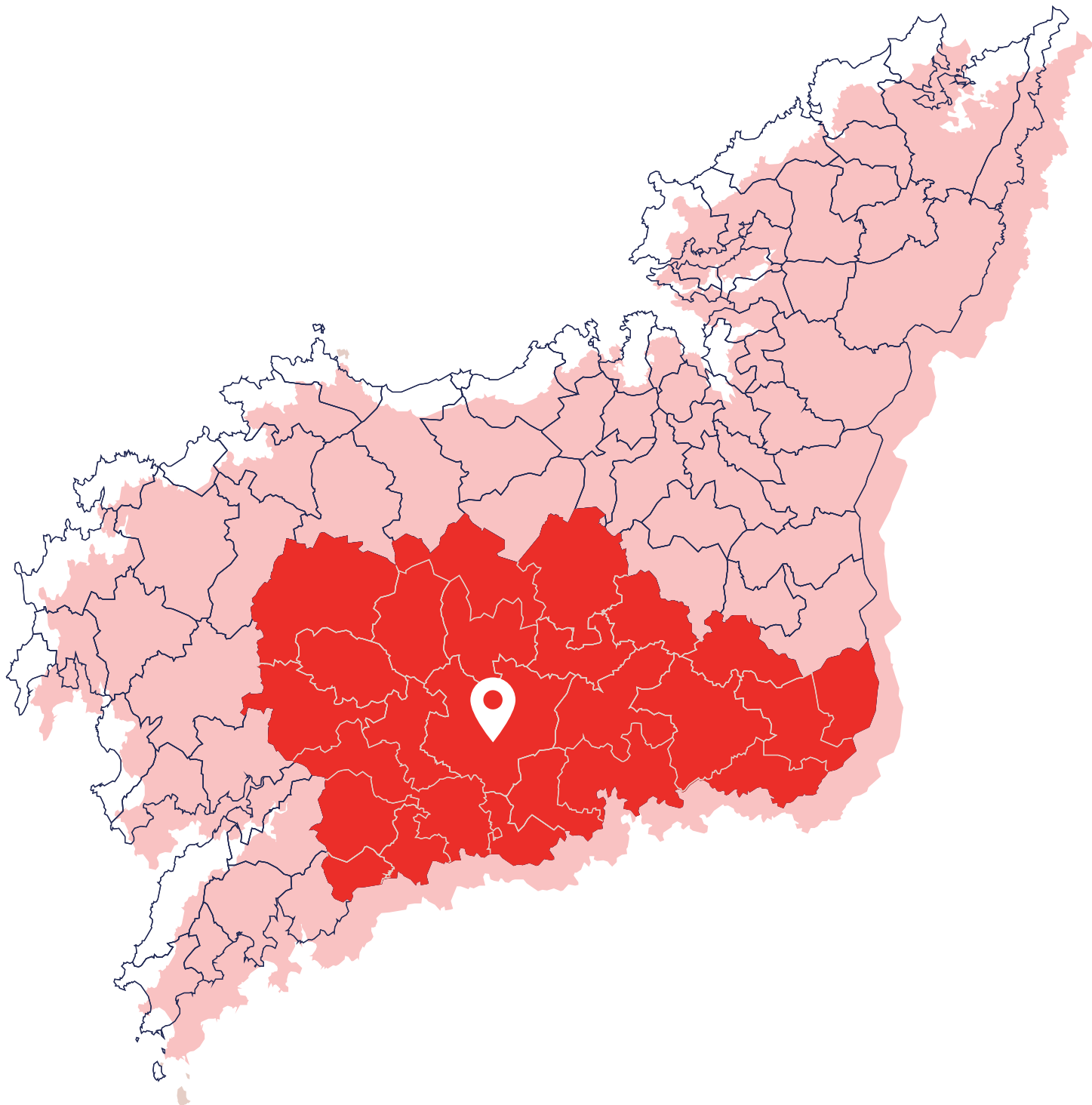
Deputación
DA CORUÑA

CONCELLO	POS+ 2023	TOTAL POS+ 2017 - 2023
Ares	305.749,25 €	3.400.290,15 €
Cabanas	266.342,97 €	3.319.794,82 €
Capela (A)	253.951,46 €	2.979.789,58 €
Cariño	266.543,12 €	3.506.486,73 €
Cedeira	436.788,32 €	5.578.904,24 €
Cerdido	217.986,16 €	2.861.656,23 €
Fene	471.791,92 €	6.151.176,12 €
Ferrol	486.491,54 €	6.165.540,04 €
Mañón	307.526,61 €	3.994.273,82 €
Moeche	237.293,23 €	2.835.360,00 €
Monfero	530.176,67 €	6.665.278,02 €
Mugardos	270.039,63 €	3.404.671,50 €
Narón	1.189.573,01 €	14.316.998,34 €
Neda	255.194,48 €	3.302.474,80 €
Ortigueira	874.104,06 €	9.923.733,76 €
Pontedeume	338.601,80 €	4.531.458,18 €
Pontes (As)	913.004,14 €	12.270.134,99 €
San Sadurniño	424.493,54 €	4.872.250,29 €
Somozas (As)	326.023,86 €	3.842.123,71 €
Valdoviño	428.444,77 €	5.878.985,37 €
Vilarmaior	217.506,33 €	2.581.102,41 €

TOTAL**9.017.626,87 €****112.382.483,10 €**

PLAN ÚNICO 2023

COMARCA SANTIAGO



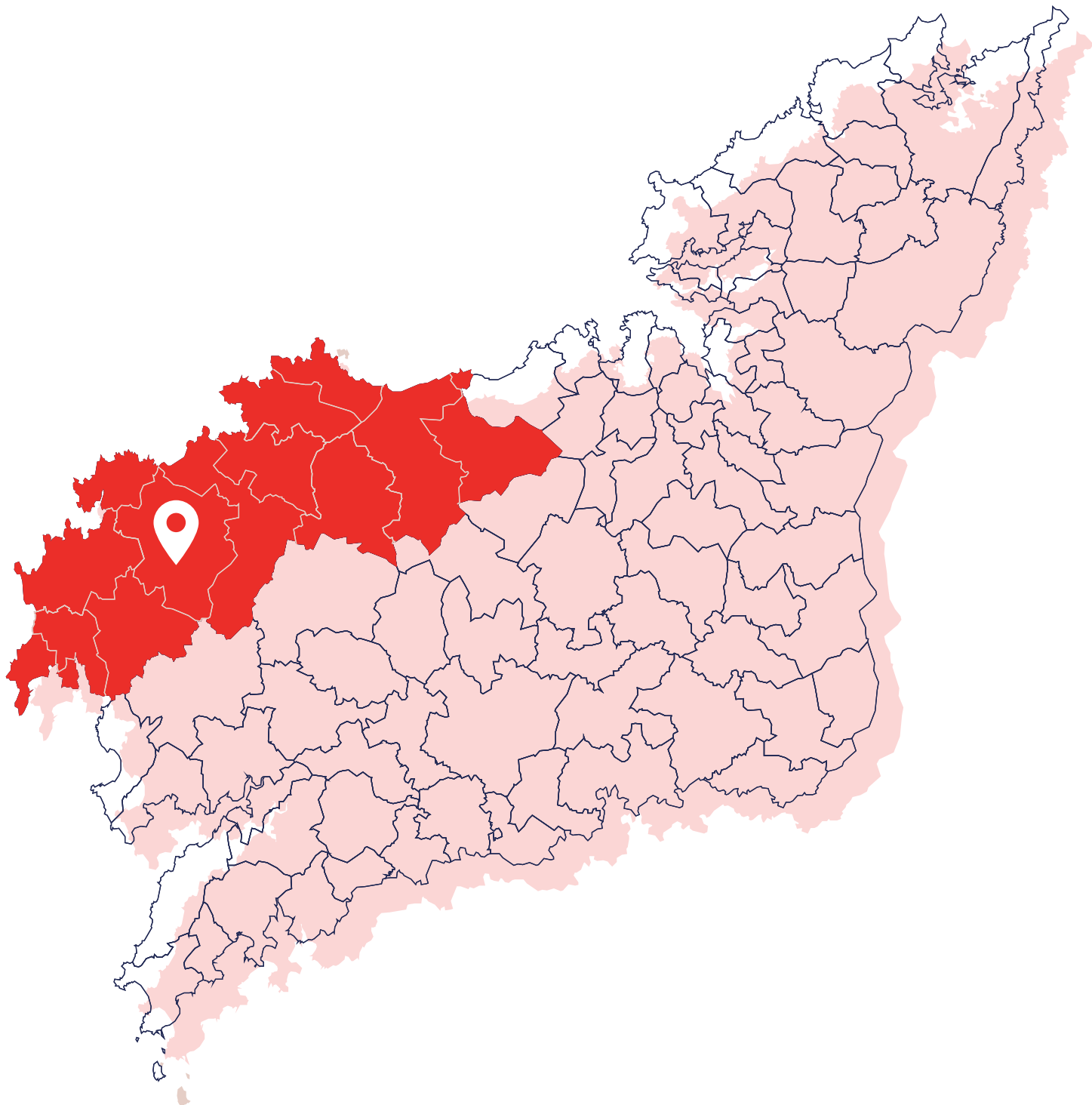
Deputación
DA CORUÑA

CONCELLO	POS+ 2023	TOTAL POS+ 2017 - 2023
Ames	1.126.239,36 €	13.036.833,83 €
Arzúa	733.488,35 €	8.465.571,94 €
Baña (A)	456.175,08 €	5.505.496,63 €
Boimorto	360.816,65 €	4.699.108,00 €
Boqueixón	408.628,40 €	5.259.847,52 €
Brión	490.189,35 €	5.730.904,10 €
Dodro	204.569,98 €	2.607.496,32 €
Frades	347.282,13 €	4.463.438,49 €
Melide	682.881,57 €	7.994.981,83 €
Mesía	419.459,12 €	5.268.568,79 €
Negreira	616.099,16 €	7.073.297,91 €
Ordes	717.158,68 €	9.629.283,90 €
Oroso	555.439,93 €	6.330.441,61 €
Padrón	447.396,49 €	4.954.115,78 €
Pino (O)	518.163,22 €	6.490.709,74 €
Rois	423.374,28 €	5.323.182,77 €
Santa Comba	774.786,90 €	10.095.318,30 €
Santiago	839.870,16 €	12.752.432,66 €
Santiso	341.813,31 €	4.423.524,85 €
Teo	809.927,25 €	9.515.397,02 €
Toques	319.660,90 €	4.020.220,28 €
Tordoia	433.332,55 €	5.732.108,47 €
Touro	487.781,13 €	6.418.220,25 €
Trazo	389.872,21 €	5.334.190,06 €
Val do Dubra	429.699,59 €	5.802.359,44 €
Vedra	354.018,83 €	4.557.005,08 €

TOTAL**13.688.124,58 €****5.520.921,90 €**

PLAN ÚNICO 2023

COMARCA BERGANTIÑOS



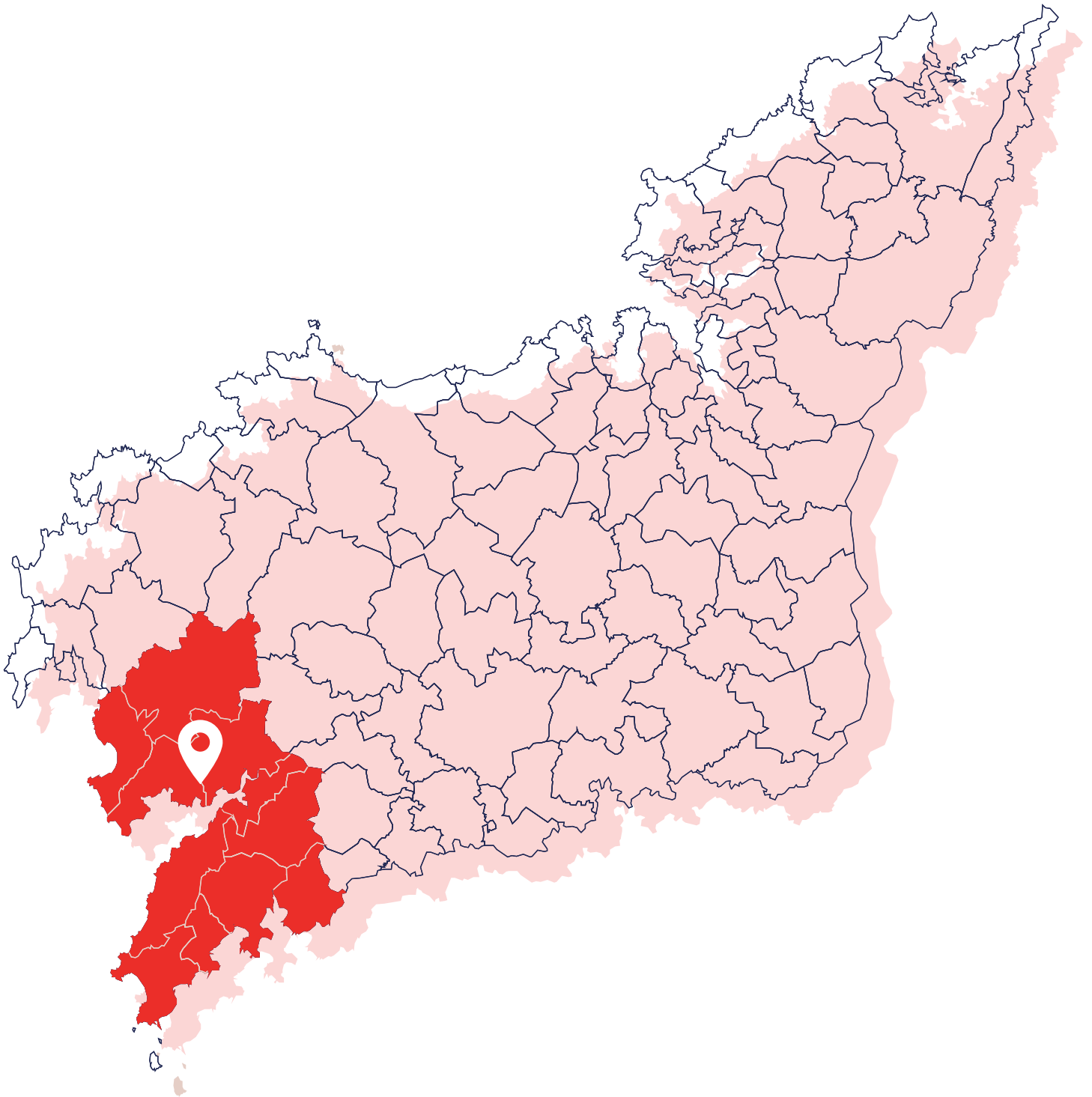
Deputación
DA CORUÑA

CONCELLO	POS+ 2023	TOTAL POS+ 2017 - 2023
Cabana de Bergantiños	412.218,74 €	5.520.921,90 €
Camariñas	306.076,74 €	4.084.995,46 €
Carballo	1.269.983,38 €	15.733.239,04 €
Cee	414.649,36 €	5.058.726,73 €
Cerceda	459.331,42 €	6.220.103,63 €
Corcubión	125.906,38 €	1.710.223,00 €
Coristanco	567.611,28 €	7.740.647,41 €
Dumbría	492.060,24 €	5.525.220,77 €
Fisterra	243.210,55 €	3.116.012,64 €
Laxe	268.624,85 €	3.152.236,70 €
Laracha (A)	701.325,77 €	8.699.414,49 €
Malpica de Bergantiños	551.133,27 €	5.114.085,19 €
Muxía	516.938,65 €	6.668.021,78 €
Ponteceso	454.962,78 €	6.236.571,88 €
Vimianzo	683.822,12 €	8.764.757,14 €
Zas	538.044,59 €	7.101.906,88 €

TOTAL**8.005.900,12 €****100.447.084,64 €**

PLAN ÚNICO 2023

COMARCA BARBANZA



Deputación
DA CORUÑA

CONCELLO	POS+ 2023	TOTAL POS+ 2017 - 2023
Boiro	726.349,41 €	9.119.318,64 €
Carnota	347.262,22 €	4.155.359,08 €
Lousame	386.192,98 €	4.817.567,10 €
Mazaricos	588.401,13 €	8.037.270,97 €
Muros	468.504,18 €	5.897.110,25 €
Noia	480.974,03 €	6.213.368,05 €
Outes	505.948,55 €	6.055.422,05 €
Pobra do Caramiñal (A)	351.939,60 €	4.532.162,11 €
Porto do Son	517.584,02 €	6.598.050,49 €
Rianxo	446.454,67 €	5.846.991,39 €
Ribeira	1.434.038,40 €	12.147.138,93 €

TOTAL	6.253.649,19 €	73.419.759,06 €
--------------	-----------------------	------------------------

Plan Único POS +