

Plan Único

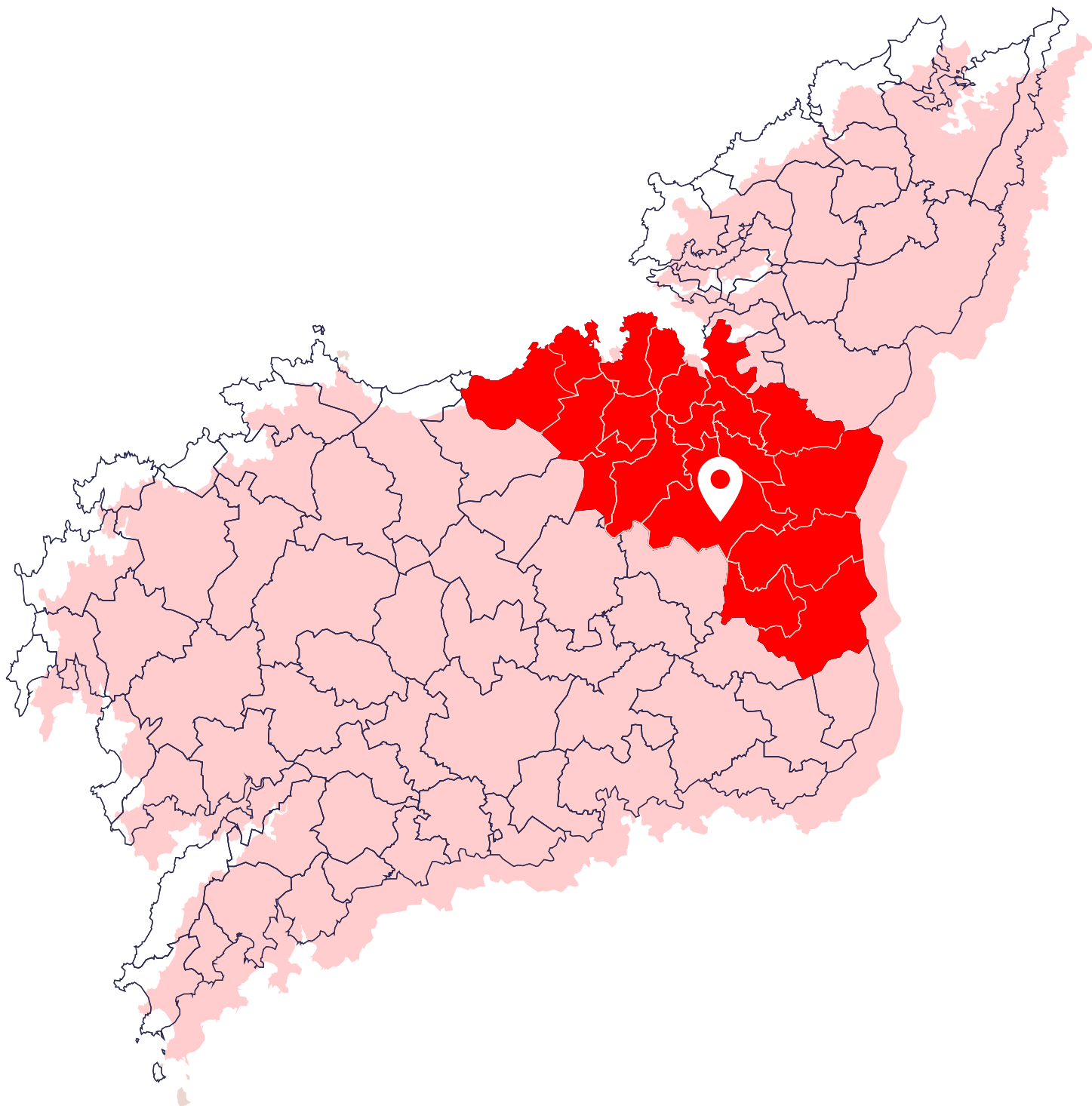
POS +



Deputación
DA CORUÑA

PLAN ÚNICO 2023

COMARCA A CORUÑA



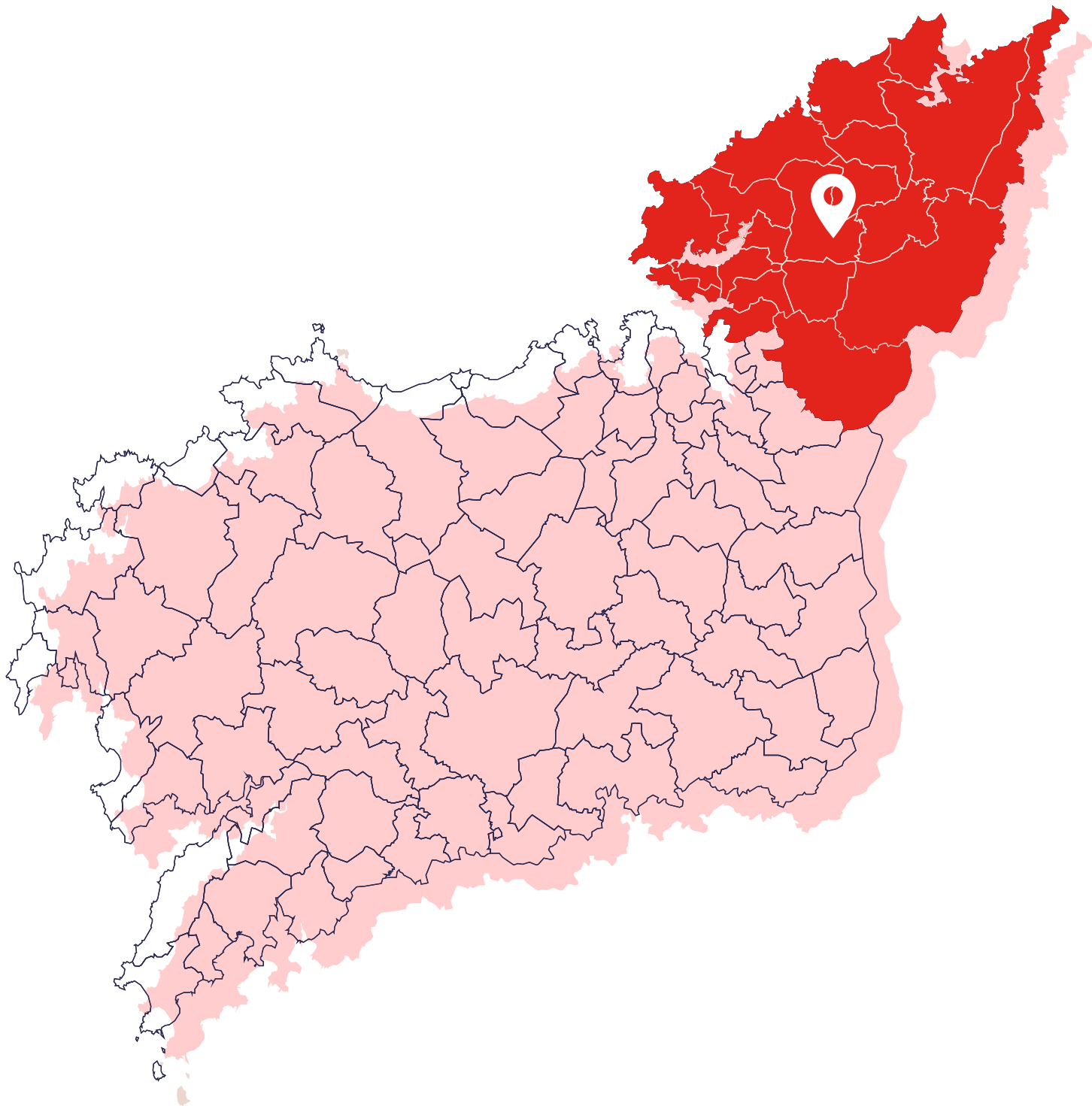
Deputación
DA CORUÑA

CONCELLO	POS+ 2023	TOTAL POS+ 2017 - 2023	Núm. actuacións 2017-2022
Abegondo	472.906,68	5.950.118,58	47
Aranga	387.931,79	4.796.132,66	22
Arteixo	1.180.969,21	13.305.346,36	20
Bergondo	342.685,37	4.393.187,90	16
Betanzos	722.709,25	5.986.649,12	36
Cambre	776.347,34	9.525.395,78	46
Carral	358.758,95	4.920.188,97	31
Coirós	219.063,14	2.694.127,70	23
Coruña (A)	188.865,80	3.646.364,13	17
Culleredo	1.100.848,70	12.235.790,61	45
Curtis	416.648,38	5.139.932,47	34
Irixoa	332.663,98	3.804.751,34	39
Miño	364.873,11	4.320.106,82	14
Oleiros	988.761,78	12.190.438,95	34
Oza-Cesuras	681.813,21	8.594.031,65	59
Paderne	254.056,07	3.317.199,66	22
Sada	579.266,78	7.095.119,43	43
Sobrado	410.225,39	5.269.718,59	29
Vilasantar	255.304,31	3.282.016,91	33

TOTAL**10.034.699,24 €****120.466.617,63 €****610**

PLAN ÚNICO 2023

COMARCA FERROL



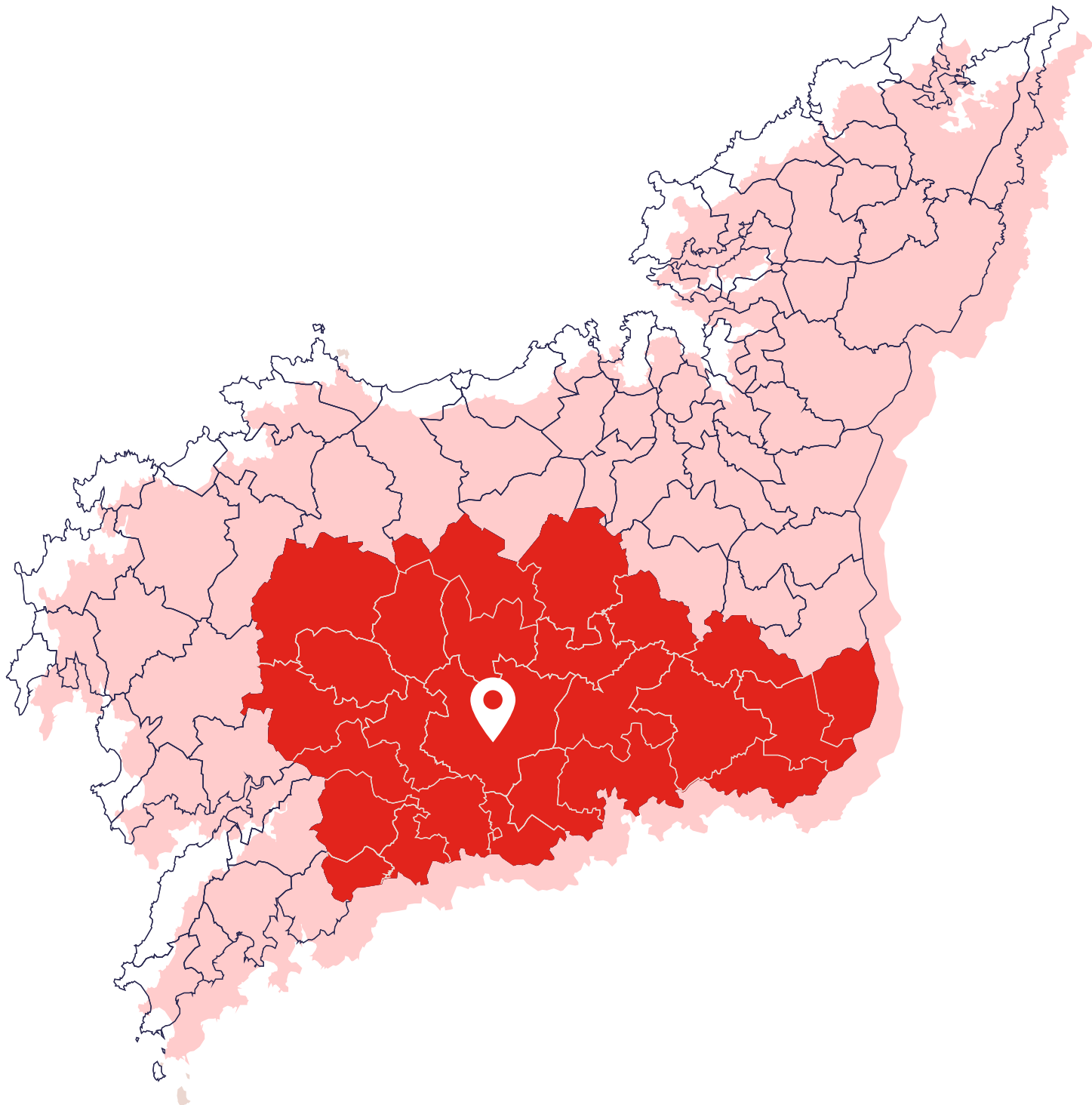
Deputación
DA CORUÑA

CONCELLO	POS+ 2023	TOTAL POS+ 2017 - 2023	Núm. actuacións 2017-2022
Ares	305.749,25	3.400.290,15	34
Cabanas	266.342,97	3.319.794,82	31
Capela (A)	253.951,46	2.979.789,58	17
Cariño	266.543,12	3.506.486,73	17
Cedeira	436.788,32	5.578.904,24	28
Cerdido	217.986,16	2.861.656,23	26
Fene	471.791,92	6.151.176,12	46
Ferrol	486.491,54	6.165.540,04	49
Mañón	307.526,61	3.994.273,82	39
Moeche	237.293,23	2.835.360,00	35
Monfero	530.176,67	6.665.278,02	30
Mugardos	270.039,63	3.404.671,50	32
Narón	1.189.573,01	14.316.998,34	48
Neda	255.194,48	3.302.474,80	33
Ortigueira	874.104,06	9.923.733,76	51
Pontedeume	338.601,80	4.531.458,18	26
Pontes (As)	913.004,14	12.270.134,99	67
San Sadurniño	424.493,54	4.872.250,29	32
Somozas (As)	326.023,86	3.842.123,71	29
Valdoviño	428.444,77	5.878.985,37	24
Vilarmador	217.506,33	2.581.102,41	22

TOTAL	9.017.626,87 €	112.382.483,10 €	716
--------------	-----------------------	-------------------------	------------

PLAN ÚNICO 2023

COMARCA SANTIAGO



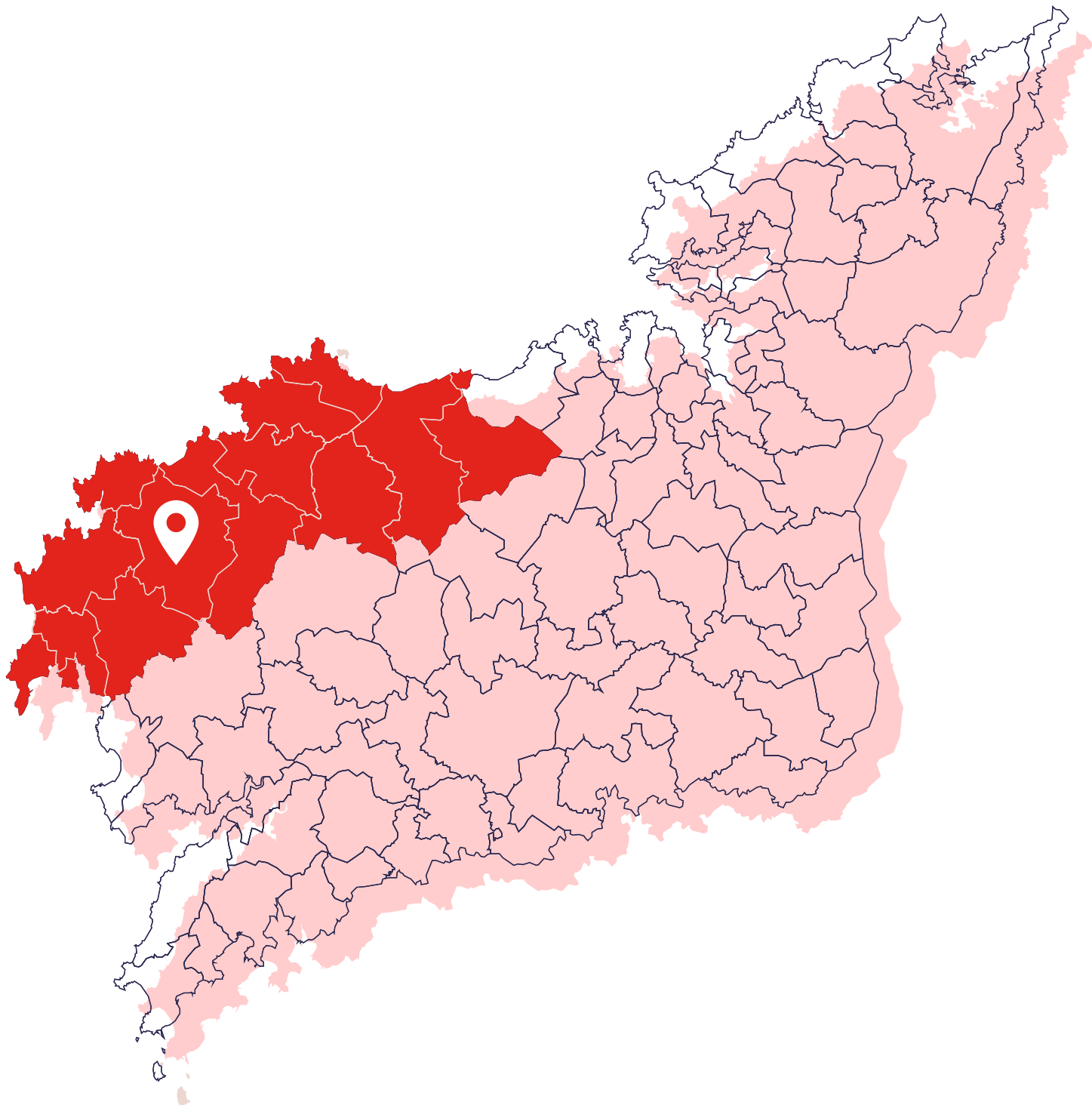
Deputación
DA CORUÑA

CONCELLO	POS+ 2023	TOTAL POS+ 2017 - 2023	Núm. actuacións 2017-2022
Ames	1.126.239,36	13.036.833,83	76
Arzúa	733.488,35	8.465.571,94	40
Baña (A)	456.175,08	5.505.496,63	44
Boimorto	360.816,65	4.699.108,00	33
Boqueixón	408.628,40	5.259.847,52	38
Brión	490.189,35	5.730.904,10	28
Dodro	204.569,98	2.607.496,32	24
Frades	347.282,13	4.463.438,49	18
Melide	682.881,57	7.994.981,83	20
Mesía	419.459,12	5.268.568,79	39
Negreira	616.099,16	7.073.297,91	23
Ordes	717.158,68	9.629.283,90	33
Oroso	555.439,93	6.330.441,61	38
Padrón	447.396,49	4.954.115,78	45
Pino (O)	518.163,22	6.490.709,74	41
Rois	423.374,28	5.323.182,77	31
Santa Comba	774.786,90	10.095.318,30	54
Santiago	839.870,16	12.752.432,66	43
Santiso	341.813,31	4.423.524,85	40
Teo	809.927,25	9.515.397,02	46
Toques	319.660,90	4.020.220,28	30
Tordoia	433.332,55	5.732.108,47	35
Touro	487.781,13	6.418.220,25	60
Trazo	389.872,21	5.334.190,06	30
Val do Dubra	429.699,59	5.802.359,44	39
Vedra	354.018,83	4.557.005,08	17

TOTAL**13.688.124,58 €****171.484.055,57 €****965**

PLAN ÚNICO 2023

COMARCA BERGANTIÑOS



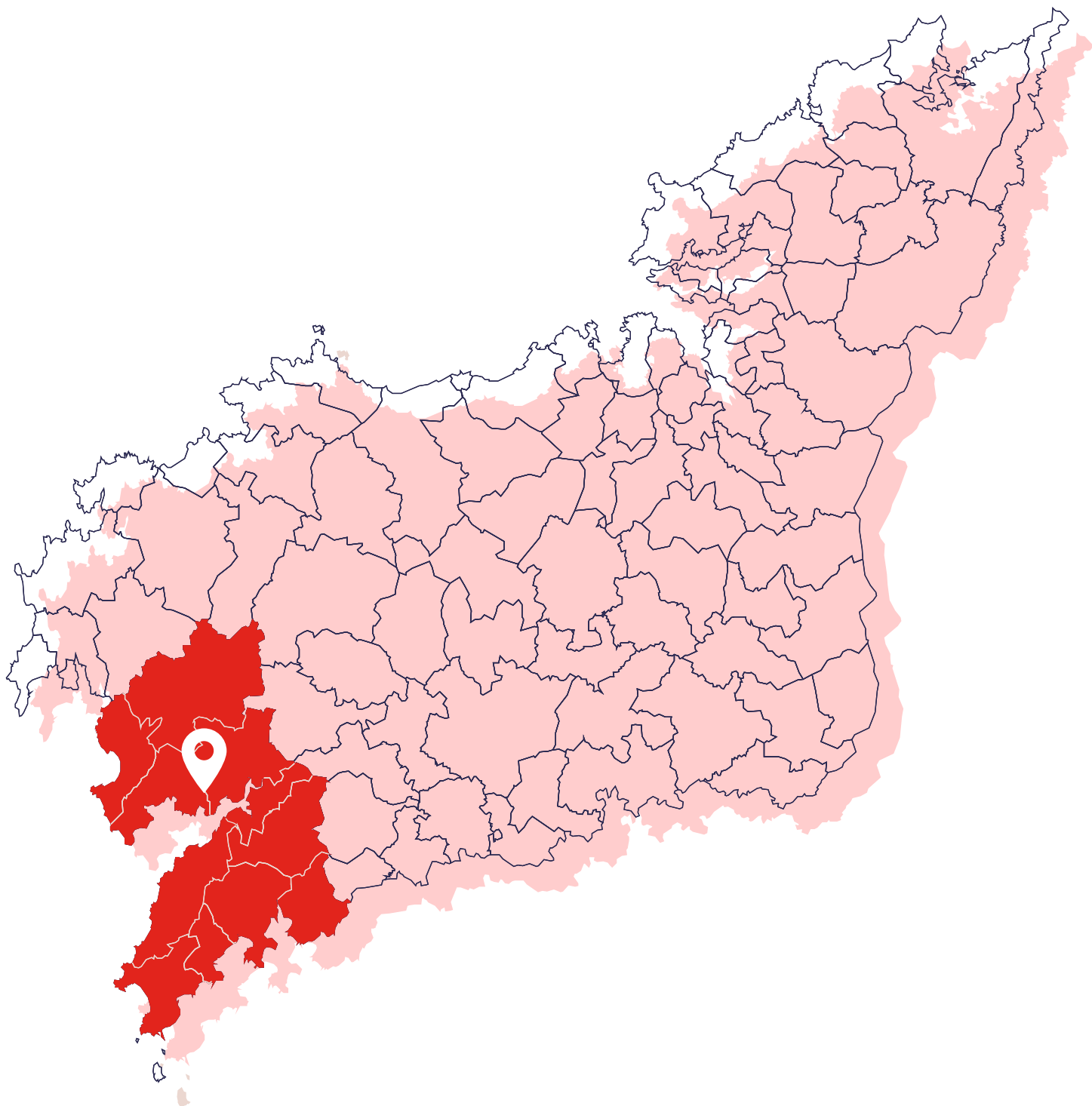
Deputación
DA CORUÑA

CONCELLO	POS+ 2023	TOTAL POS+ 2017 - 2023	Núm. actuacións 2017-2022
Cabana de Bergantiños	412.218,74	5.520.921,90	31
Camariñas	306.076,74	4.084.995,46	28
Carballo	1.269.983,38	15.733.239,04	41
Cee	414.649,36	5.058.726,73	38
Cerceda	459.331,42	6.220.103,63	42
Corcubión	125.906,38	1.710.223,00	15
Coristanco	567.611,28	7.740.647,41	30
Dumbría	492.060,24	5.525.220,77	45
Fisterra	243.210,55	3.116.012,64	23
Laxe	268.624,85	3.152.236,70	18
Laracha (A)	701.325,77	8.699.414,49	54
Malpica de Bergantiños	551.133,27	5.114.085,19	34
Muxía	516.938,65	6.668.021,78	37
Ponteceso	454.962,78	6.236.571,88	15
Vimianzo	683.822,12	8.764.757,14	47
Zas	538.044,59	7.101.906,88	36

TOTAL**8.005.900,12 €****100.447.084,64 €****534**

PLAN ÚNICO 2023

COMARCA BARBANZA



Deputación
DA CORUÑA

CONCELLO	POS+ 2023	TOTAL POS+ 2017 - 2023	Núm. actuacións 2017-2022
Boiro	726.349,41	9.119.318,64	50
Carnota	347.262,22	4.155.359,08	33
Lousame	386.192,98	4.817.567,10	32
Mazaricos	588.401,13	8.037.270,97	26
Muros	468.504,18	5.897.110,25	33
Noia	480.974,03	6.213.368,05	22
Outes	505.948,55	6.055.422,05	58
Pobra do Caramiñal (A)	351.939,60	4.532.162,11	28
Porto do Son	517.584,02	6.598.050,49	47
Rianxo	446.454,67	5.846.991,39	33
Ribeira	1.434.038,40	12.147.138,93	89

TOTAL	6.253.649,19 €	73.419.759,06 €	451
--------------	-----------------------	------------------------	------------

Plan Único

POS +



Deputación
DA CORUÑA