

Plan Único

POS +

2024



Deputación
DA CORUÑA

PLAN ÚNICO 2024

COMARCAS

COMARCAS	INICIAL	SOCIAL	ADICIONAL	TOTAL POS+
A Coruña	9.297.626,19	1.496.169,72	10.331.480,73	21.125.276,64
Ferrol	8.273.944,93	1.331.439,40	9.849.273,47	19.454.657,80
Santiago	12.916.367,88	2.078.496,00	15.051.799,69	30.046.663,57
Bergantiños	7.533.098,08	1.212.222,69	8.052.629,41	16.797.950,18
Barbanza	5.478.962,92	881.672,19	6.714.816,70	13.075.451,81

TOTAL	43.500.000,00 €	7.000.000,00 €	50.000.000,00 €	100.500.000,00 €
--------------	------------------------	-----------------------	------------------------	-------------------------

Plan Único

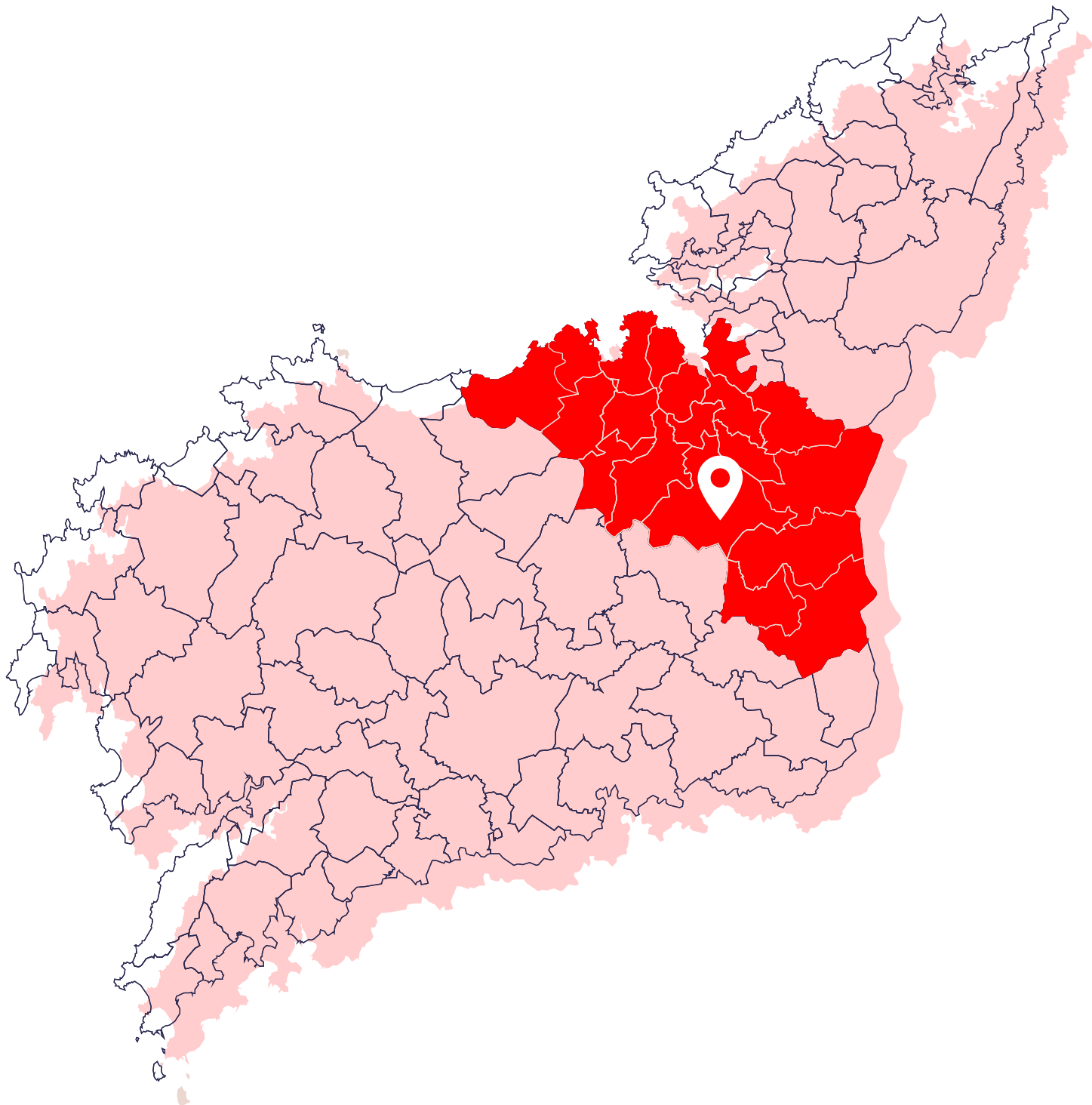
POS +
2024



Deputación
DA CORUÑA

PLAN ÚNICO 2024

COMARCA A CORUÑA



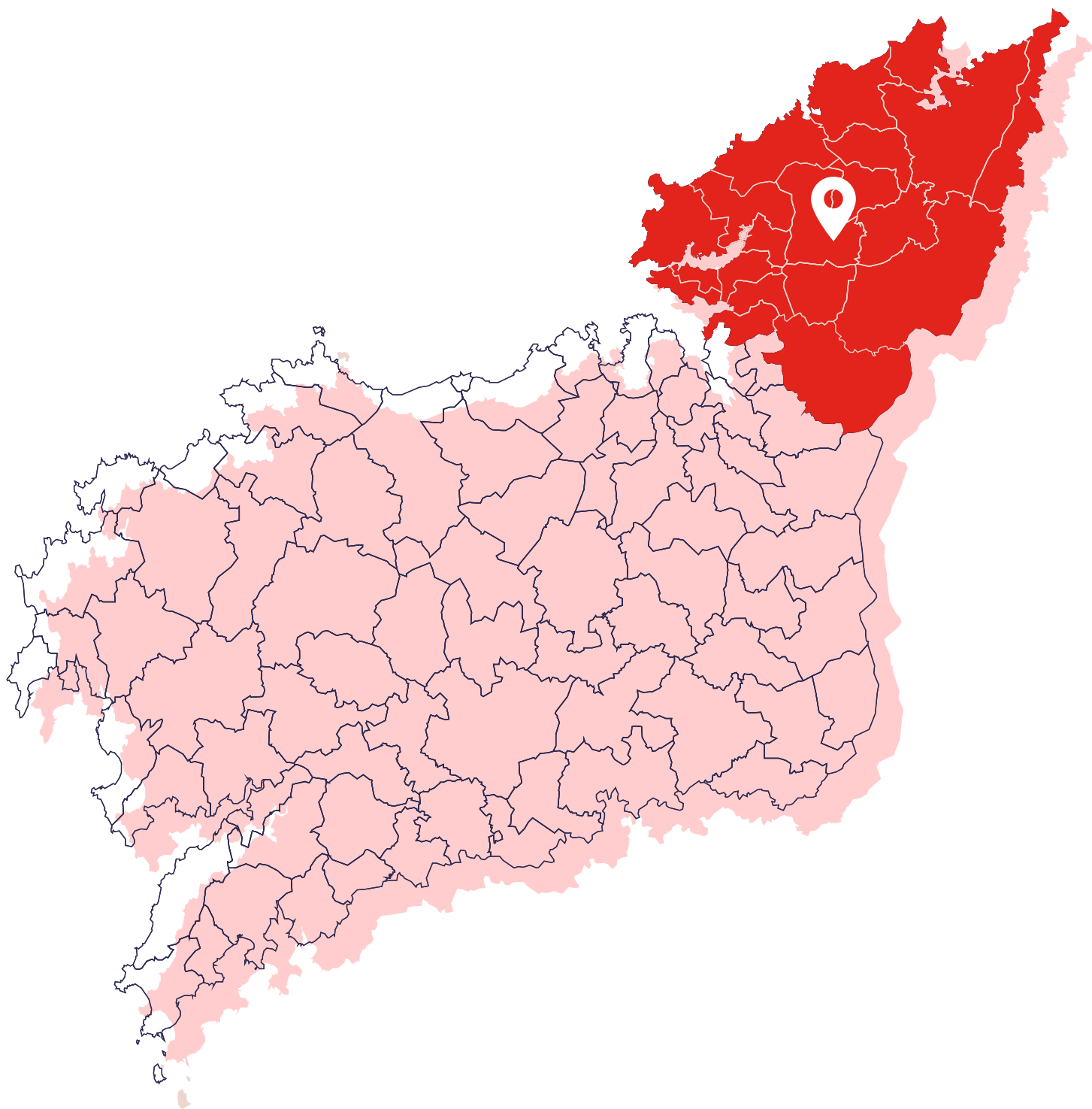
Deputación
DA CORUÑA

CONCELLO	INICIAL	SOCIAL	ADICIONAL	TOTAL POS+
Abegondo	475.200,78	76.469,09	512.991,34	1.064.661,21
Aranga	379.630,02	61.089,89	371.526,77	812.246,68
Arteixo	1.076.890,10	173.292,66	1.085.202,08	2.335.384,84
Bergondo	349.975,57	56.317,91	342.505,30	748.798,78
Betanzos	434.117,27	69.857,95	425.390,14	929.365,36
Cambre	748.880,54	120.509,51	1.237.892,17	2.107.282,22
Carral	355.913,80	57.273,49	537.661,39	950.848,68
Coirós	216.096,78	34.774,19	212.389,38	463.260,35
Coruña (A)	181.870,13	29.266,46	241.870,65	453.007,24
Culleredo	923.252,65	148.569,39	987.058,68	2.058.880,72
Curtis	410.783,30	66.103,06	402.015,08	878.901,44
Irixoa	269.952,48	43.440,63	264.190,31	577.583,42
Miño	337.222,53	54.265,69	330.024,48	721.512,70
Oleiros	1.009.097,48	162.383,50	987.558,17	2.159.039,15
Oza-Cesuras	683.328,45	109.960,90	670.908,70	1.464.198,05
Paderne	254.370,00	40.933,10	399.974,72	695.277,82
Sada	526.773,58	84.768,16	663.280,95	1.274.822,69
Sobrado	409.918,79	65.963,94	401.169,02	877.051,75
Vilasantar	254.351,94	40.930,20	257.871,40	553.153,54

TOTAL**9.297.626,19 €****1.496.169,72 €****10.331.480,73 €****21.125.276,64 €**

PLAN ÚNICO 2024

COMARCA FERROL



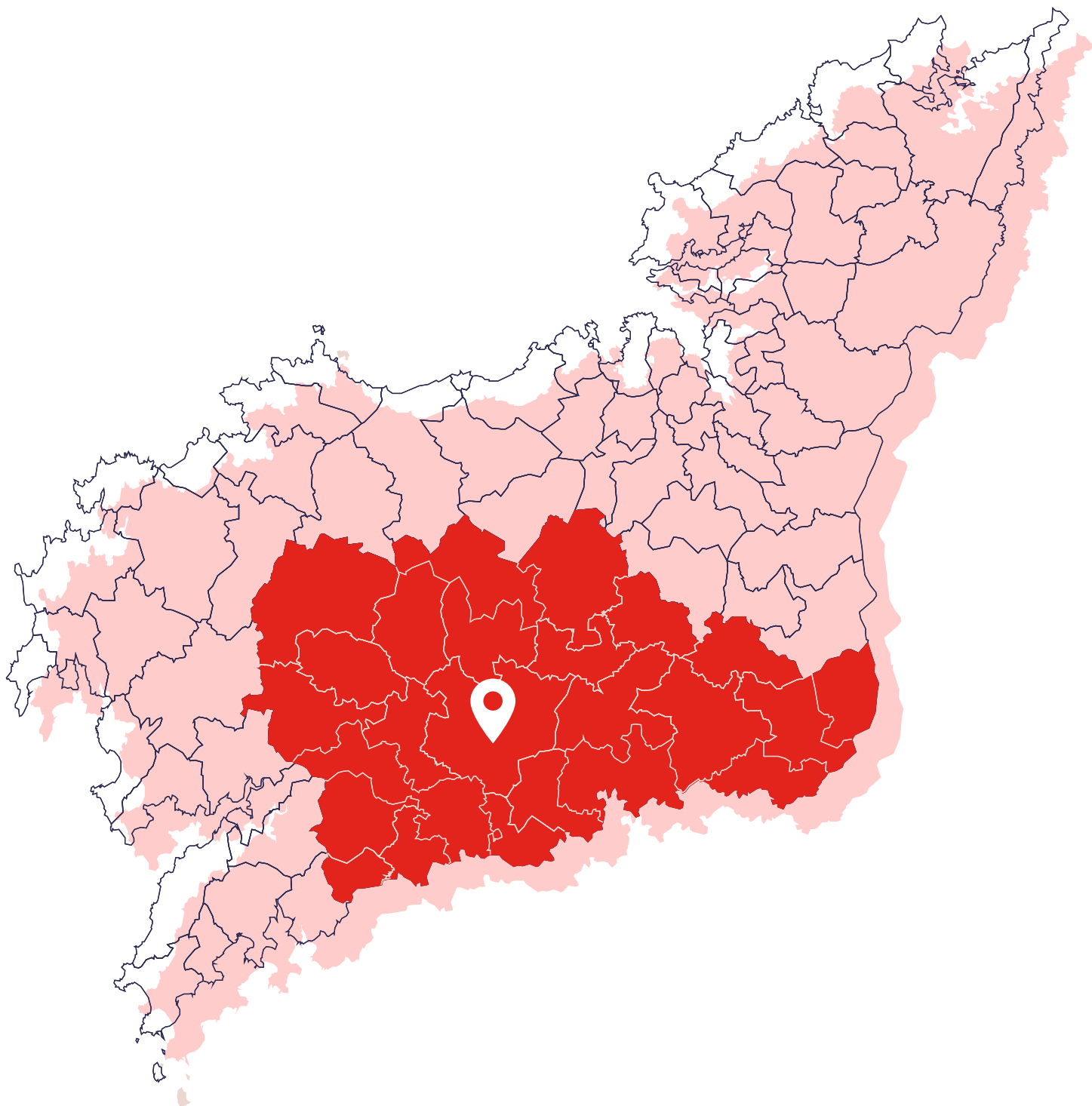
Deputación
DA CORUÑA

CONCELLO	INICIAL	SOCIAL	ADICIONAL	TOTAL POS+
Ares	260.599,53	41.935,56	335.226,86	637.761,95
Cabanas	247.730,67	39.864,71	297.536,15	585.131,53
Capela (A)	221.854,55	35.700,73	217.119,04	474.674,32
Cariño	268.616,39	43.225,63	361.846,37	673.688,39
Cedeira	423.098,49	68.084,81	414.067,41	905.250,71
Cerdido	206.905,10	33.295,07	205.658,57	445.858,74
Fene	447.600,32	72.027,64	438.046,24	957.674,20
Ferrol	353.332,32	56.858,07	681.432,85	1.091.623,24
Mañón	293.509,68	47.231,44	296.481,88	637.223,00
Moeche	221.012,72	35.565,27	216.295,18	472.873,17
Monfero	486.556,00	78.296,37	476.170,40	1.041.022,77
Mugardos	254.951,71	41.026,71	349.047,98	645.026,40
Narón	1.074.857,99	172.965,65	1.051.915,02	2.299.738,66
Neda	245.410,24	39.491,30	240.171,93	525.073,47
Ortigueira	742.133,35	119.423,76	1.487.979,27	2.349.536,38
Pontedeume	341.982,92	55.031,73	354.053,05	751.067,70
Pontes (As)	898.018,99	144.508,80	1.157.482,85	2.200.010,64
San Sadurniño	363.738,80	58.532,68	355.974,75	778.246,23
Somozas (As)	297.350,93	47.849,57	300.534,10	645.734,60
Valdoviño	434.561,41	69.929,42	426.168,94	930.659,77
Vilarmaior	190.122,82	30.594,48	186.064,63	406.781,93

TOTAL**8.273.944,93 €****1.331.439,40 €****9.849.273,47 €****19.454.657,80 €**

PLAN ÚNICO 2024

COMARCA SANTIAGO



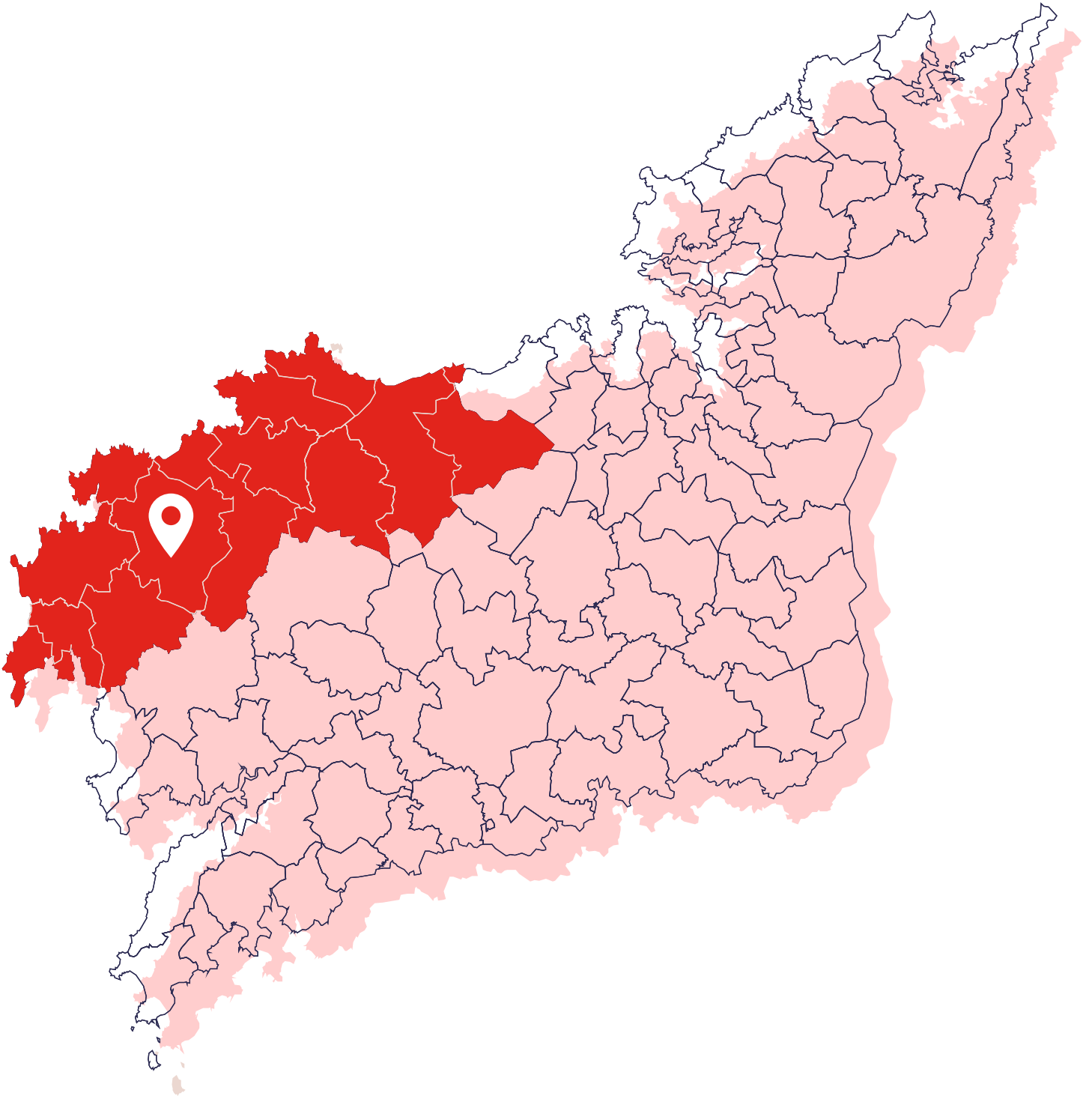
Deputación
DA CORUÑA

CONCELLO	INICIAL	SOCIAL	ADICIONAL	TOTAL POS+
Ames	979.500,37	157.620,75	1.076.102,68	2.213.223,80
Arzúa	649.222,07	104.472,52	845.055,49	1.598.750,08
Baña (A)	425.482,57	68.468,46	416.400,59	910.351,62
Boimorto	353.501,19	56.885,25	345.955,67	756.342,11
Boqueixón	391.540,66	63.006,54	408.431,65	862.978,85
Brión	444.458,69	71.522,09	434.971,67	950.952,45
Dodro	205.968,36	33.144,33	248.946,10	488.058,79
Frades	359.754,18	57.891,48	352.075,18	769.720,84
Melide	606.181,38	97.546,43	747.660,68	1.451.388,49
Mesía	403.022,53	64.854,20	394.419,97	862.296,70
Negreira	550.697,54	88.617,99	538.942,83	1.178.258,36
Ordes	726.226,48	116.864,03	718.943,27	1.562.033,78
Oroso	447.768,90	72.054,77	620.283,17	1.140.106,84
Padrón	385.665,71	62.061,15	418.466,77	866.193,63
Pino (O)	514.429,69	82.781,79	578.043,25	1.175.254,73
Rois	424.135,00	68.251,61	418.898,41	911.285,02
Santa Comba	786.970,70	126.638,96	1.442.531,52	2.356.141,18
Santiago	775.569,83	124.804,34	1.338.767,75	2.239.141,92
Santiso	345.250,09	55.557,49	339.437,19	740.244,77
Teo	709.089,56	114.106,37	693.953,96	1.517.149,89
Toques	309.319,48	49.775,55	302.717,02	661.812,05
Tordoia	439.160,94	70.669,58	429.787,00	939.617,52
Touro	491.072,80	79.023,21	506.304,18	1.076.400,19
Trazo	400.080,19	64.380,72	446.474,41	910.935,32
Val do Dubra	434.499,66	69.919,49	638.067,24	1.142.486,39
Vedra	357.799,31	57.576,90	350.162,04	765.538,25

TOTAL**12.916.367,88 €****2.078.496,00 €****15.051.799,69 €****30.046.663,57 €**

PLAN ÚNICO 2024

COMARCA BERGANTIÑOS



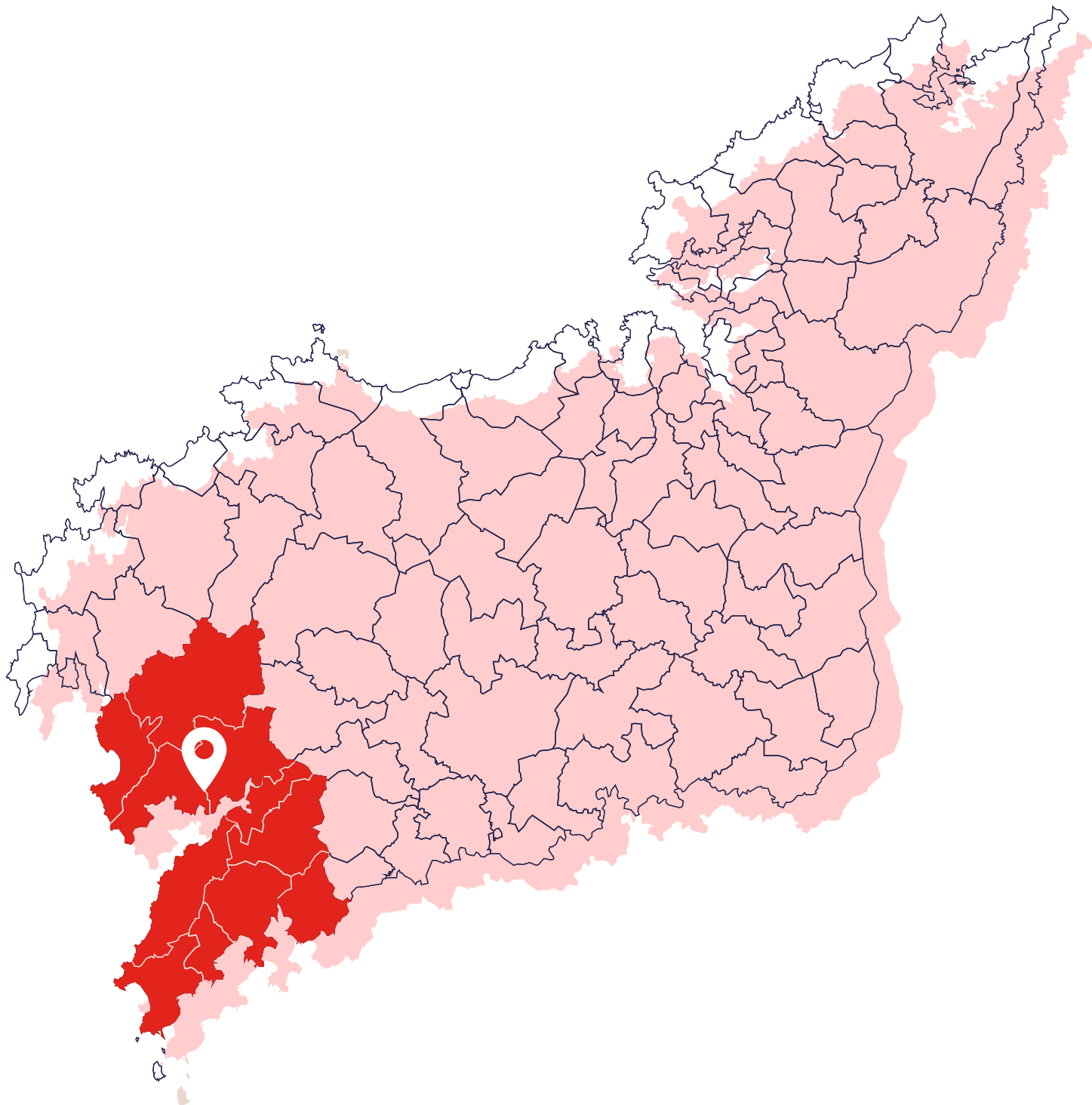
Deputación
DA CORUÑA

CONCELLO	INICIAL	SOCIAL	ADICIONAL	TOTAL POS+
Cabana de Bergantiños	416.250,67	66.982,87	407.508,26	890.741,80
Camariñas	306.953,99	49.394,89	307.749,85	664.098,73
Carballo	1.216.290,13	195.724,85	1.190.328,27	2.602.343,25
Cee	382.729,67	61.588,68	374.560,26	818.878,61
Cerceda	446.155,96	71.795,21	504.371,32	1.022.322,49
Corcubión	126.985,56	20.434,46	124.275,03	271.695,05
Coristanco	573.354,61	92.263,96	1.019.435,82	1.685.054,39
Dumbría	430.722,26	69.311,63	423.149,96	923.183,85
Fisterra	245.368,89	39.484,65	244.246,27	529.099,81
Laxe	242.892,48	39.086,15	251.401,45	533.380,08
Laracha (A)	639.488,46	102.906,19	694.886,28	1.437.280,93
Malpica de Bergantiños	351.316,44	56.533,68	376.530,02	784.380,14
Muxía	495.390,96	79.718,09	510.377,37	1.085.486,42
Ponteceso	459.990,39	74.021,44	450.171,84	984.183,67
Vimianzo	669.849,91	107.791,94	655.578,91	1.433.220,76
Zas	529.357,70	85.184,00	518.058,50	1.132.600,20

TOTAL**7.533.098,08 €****1.212.222,69 €****8.052.629,41 €****16.797.950,18 €**

PLAN ÚNICO 2024

COMARCA BARBANZA



Deputación
DA CORUÑA

CONCELLO	INICIAL	SOCIAL	ADICIONAL	TOTAL POS+
Boiro	691.533,99	111.281,33	681.791,67	1.484.606,99
Carnota	320.503,67	51.575,30	315.334,74	687.413,71
Lousame	357.217,95	57.483,35	349.593,09	764.294,39
Mazaricos	590.765,21	95.065,67	578.155,26	1.263.986,14
Muros	438.927,82	70.632,06	429.558,85	939.118,73
Noia	472.436,56	76.024,27	470.098,46	1.018.559,29
Outes	453.849,53	73.033,26	449.065,16	975.947,95
Pobra do Caramiñal (A)	356.060,83	57.297,15	1.219.711,79	1.633.069,77
Porto do Son	514.304,00	82.761,56	794.042,34	1.391.107,90
Rianxo	452.359,00	72.793,40	595.087,81	1.120.240,21
Ribeira	831.004,36	133.724,84	832.377,53	1.797.106,73

TOTAL	5.478.962,92 €	881.672,19 €	6.714.816,70 €	13.075.451,81 €
--------------	-----------------------	---------------------	-----------------------	------------------------

Plan Único

POS +
2024



Deputación
DA CORUÑA